

EN



USER INSTRUCTIONS AND SAFETY

Congratulations on your purchase of an N-Com product.

N-Com ESS was made using the most advanced technologies and the best materials.

The system can only be installed on the pre-set Nolan N-Com helmets. Check on the website www.n-com.it the updated list of compatible helmets.

Firmware Version: 1.0x

REFERENCE STANDARDS

The products of the N-Com line are in compliance with standards as per the table below:

ESS	The Bluetooth system complies with the main safety requirements and other applicable provisions of Directive 99/5/CE, Directive 2009/65/EC, Directive 2011/65/CE, Directive 2012/19/EU
-----	--

Battery	Directive 2006/66
---------	-------------------

The Declarations of Compliance can be downloaded from the website www.n-com.it (Download section).



Contents

1.	WARNINGS AND SAFETY	4
1.1.	Road safety.....	4
1.2.	Switching on the system in safe environments	5
1.3.	Appropriate use	5
1.4.	Qualified personnel	5
1.5.	Accessories and batteries	6
1.6.	Disposal	7
2.	CONTENT OF THE PACKAGING	8
3.	INSTALLATION.....	9
3.1.	Removing the ESS system from the helmet.....	14
4.	BASIC FUNCTION	15
4.1.	Auto On / Off function	16
5.	EMERGENCY STOP SIGNAL (mode 1).....	17
6.	REAR LIGHT (mode 2).....	18
7.	POOR VISIBILITY LIGHT (mode 3).....	18
8.	BATTERY AND RECHARGE.....	19
8.1.	Recharging the system	19
9.	LIMITED WARRANTY	20
9.1.	Warranty coverage	20
9.2.	Exclusions and limitations of the coverage	20
9.3.	Validity of this limited warranty	22
9.4.	Procedure for the forwarding of claims	22
9.5.	Product identification	23
10.	WARRANTY REGISTRATION FORM	24

1. WARNINGS AND SAFETY

Read this User Manual carefully, as well as the simple rules listed below. Failure to comply with these rules may lead to dangerous situations.

Caution: The product cannot be used in official or non-official competitions, motordromes, circuits, racing tracks and the like.

Caution: Installation of the N-Com **ESS** system results in a weight increase of approximately 50g, which is added to the weight of the helmet and of the other accessories.

Warning: The electronic components of the N-Com system mounted inside the helmet are not waterproof. Consequently, make sure the inside of the helmet, including the comfort padding, does not get wet in order to avoid damage to the system. If it does, remove the N-Com system and the helmet comfort padding and let it air dry. Disconnect the battery connector and let it dry as well.

1.1. Road safety

Always obey all Traffic Regulations in force. While riding the motorcycle, your hands should always be engaged in actually riding the vehicle. Any operation to the N-Com system must be carried out with the vehicle stopped. Specifically:

- In all cases, obey the Traffic Regulations and remember that riding the motorcycle has absolute priority over any other maneuver.
- The ESS system is equipped with an emergency brake light (ESS – Emergency Stop Signal). The ESS system IS NOT intended to replace the stop or brake lights fitted on the motorcycle, consequently its operation alone is not enough for proper brake signaling.
- Make sure that the use of the emergency brake light (ESS – Emergency Stop Signal) is not in conflict with the regulations in force in the country where you will be travelling.

1.2. Switching on the system in safe environments

- Do not turn on the N-Com system whenever their use is forbidden or when the devices can cause interference or dangerous situations.
- Turn off while refueling. Do not use the N-Com system in filling stations. Do not use the device near combustible materials or chemical products.
- Turn off in proximity to explosive materials.

1.3. Appropriate use

Use the device only in the normal position, as described in the product documentation. Do not attempt to disassemble, tamper with or modify any part of the N-Com system.

Caution: An incorrect installation of the system in the helmet may alter the aerodynamic and safety characteristics of the helmet itself, thus creating dangerous conditions. Install the N-Com system according to the instructions provided in the product documentation. In case of doubt, please contact your local N-Com dealer.

1.4. Qualified personnel

- Only qualified personnel can carry out technical assistance on this product. In case of any malfunction, always turn to your local dealer.
- The helmet is a safety device. Tampering with it and/or with the electronic system inside the helmet, in addition to invalidating the product warranty, can also lead to dangerous situations.

1.5. Accessories and batteries

- Only use the type of batteries, battery chargers and accessories approved by Nolan for the specific model.
- The use of a battery type different from the recommended one may lead to dangerous situations and invalidate the warranty.
- Contact your local dealer to see about the availability of approved accessories.
- When disconnecting the power supply cable of any accessory or of the battery charger, always grab and pull the plug not the cable.
- Do not use batteries for purposes other than the prescribed ones.
- Never use batteries or battery chargers that turn out to be damaged.
- Do not short-circuit the battery.
- Keep the battery at a temperature between 0° / +32°C (charging); -20° / +55°C (in use).
- Danger of fire or explosion: do not throw the batteries into a fire nor expose them to high temperatures!
- Do not throw out batteries together with household refuse. The batteries should be disposed of in compliance with local regulations.
- Do not wear the helmet while the battery is recharging.
- The helmet should never be left within the reach of unsupervised children in order to prevent damage to their health caused by access to the batteries.

Battery ESS system	Li-Po 523450P	Lithium 3,7 – 1000 mAh
--------------------	---------------	------------------------

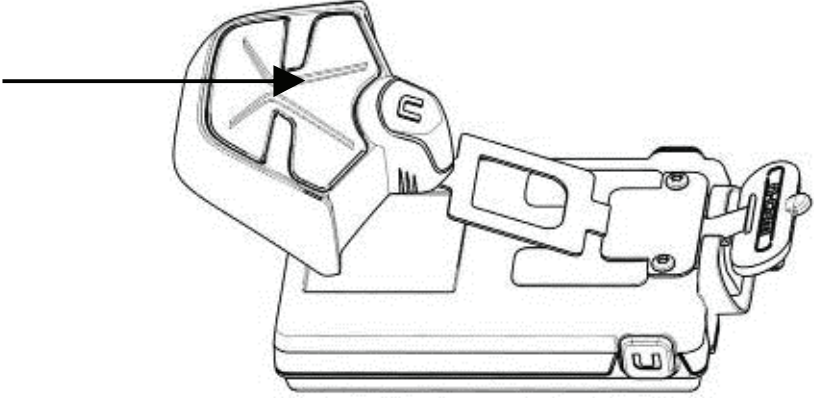
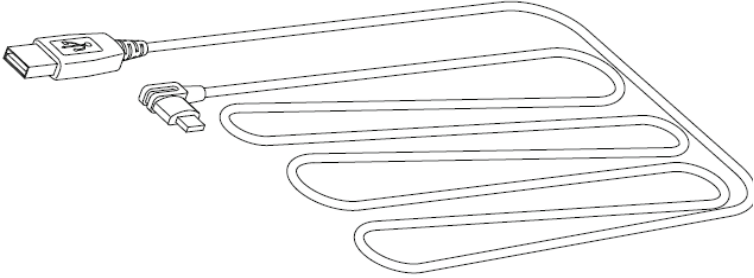
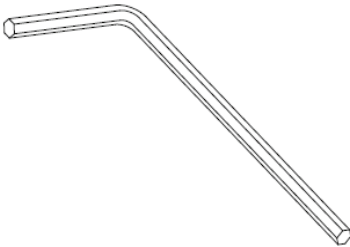
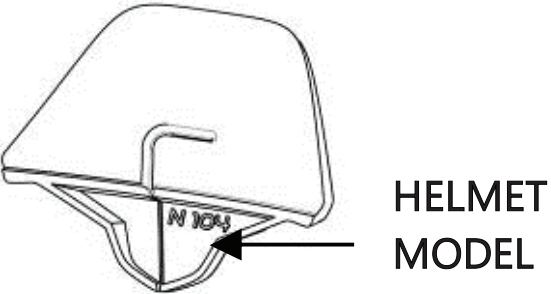
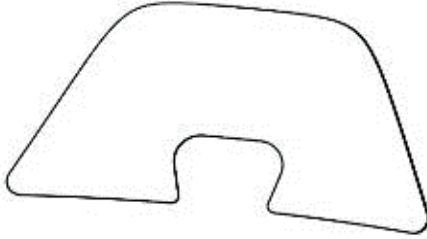
1.6. Disposal

Refer to this user manual and to manuals related to other parts of the N-Com system in order to disassemble the system from the helmet. Once the system has been disassembled, dispose of it according to the following instructions:



- The presence of a crossed-out wheeled bin indicates that in the European Union the product is subject to separate collection at the end of its useful life.
 - Do not dispose of these products together with undifferentiated urban waste.
- The proper disposal of obsolete equipment contributes to preventing possible negative consequences on people's health and on the environment.
 - For more detailed information on the disposal of obsolete equipment, contact your municipality, a waste disposal service or the store where the product was purchased.

2. CONTENT OF THE PACKAGING

<p>FUNCTION KEY</p>  <p>ESS system</p>	
 <p>Mini USB wire</p>	 <p>Key</p>
 <p>HELMET MODEL</p> <p>Helmet adapters</p>	 <p>Helmet adapter double-sided adhesive tape</p>

3. INSTALLATION

Important: Prior to installing the N-Com system, it is recommended to write down the identification code affixed to the product (see chapter 9.5).

- Remove the cheek padding (see helmet instructions).

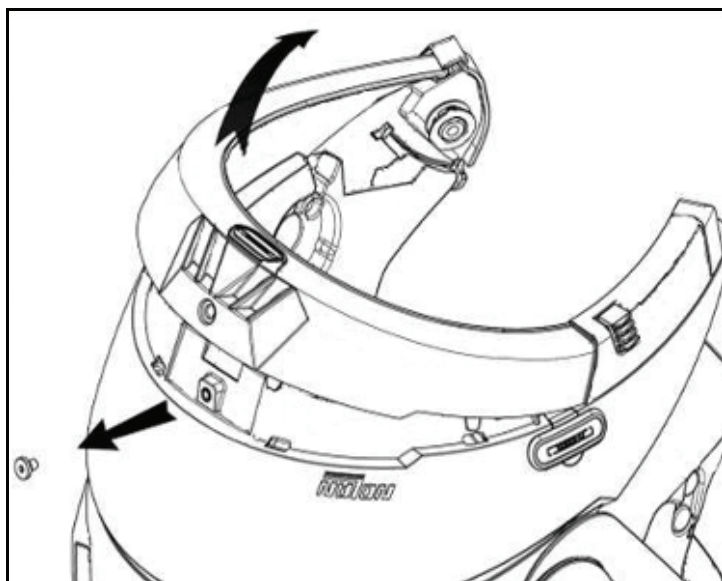


Fig. 1

- Remove the helmet edge gasket using the special tool (Fig. 1).
- Completely remove the gasket as shown in Fig. 1; by doing so you also remove the padding.
- Remove the "N-Com" plug located at the back on the shell edge gasket.

- Prior to installing the N-Com system, remove the rear foam filling, if any.

N.B.: Keep the filling material in case you wish to use the helmet without the N-Com system in the future.

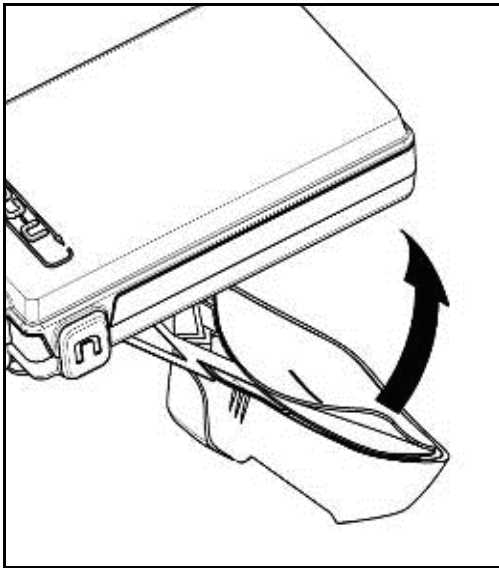


Fig. 2

- Select the specific adapter for your helmet (the compatible helmet model is shown on the back of the support).
N.B.: The installation of the ESS system on an N87 helmet requires no adapter.
- Remove the protective film from the double-sided adhesive tape located in the rear of the system ESS (Fig. 2)

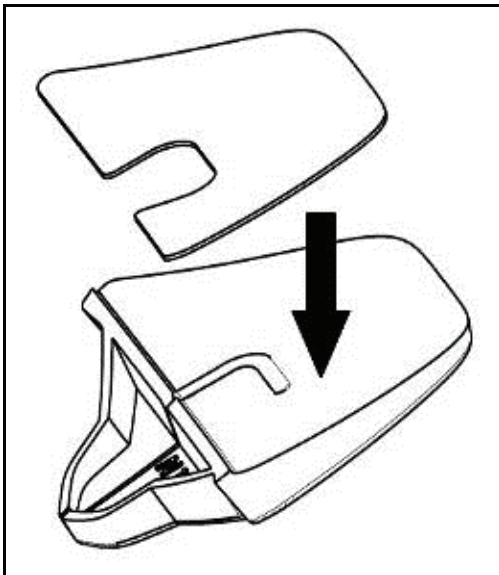


Fig. 3

- Apply the double-sided adhesive tape supplied as standard equipment to the selected plastic adaptor (Fig. 3).

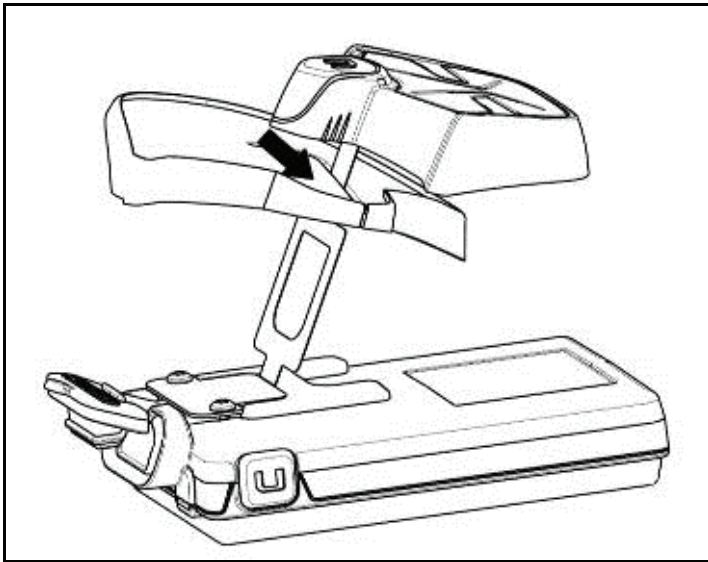


Fig. 4

- Insert the FLEX cable of the ESS system in the hole of the selected adapter as illustrated, in the direction shown in the image (Fig. 4);

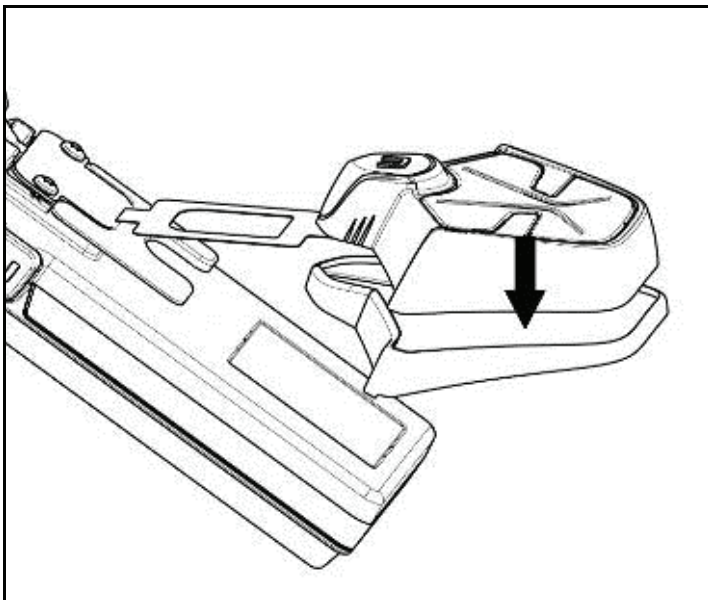


Fig. 5

- Rotate the adapter until it is in a horizontal position like the ESS system, then press the two components together until they stick one onto the other (Fig. 5);

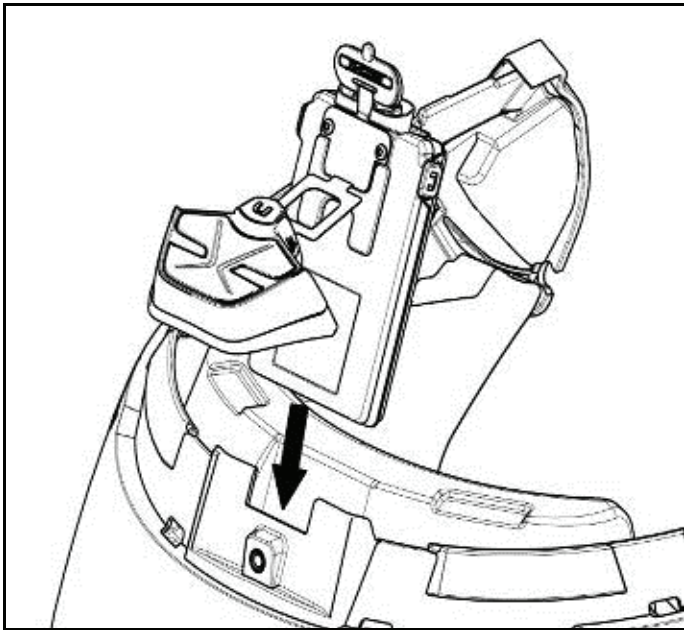


Fig. 6

- Place the system in the special housing in the back of the helmet, pushing it all the way into the groove (Fig. 6).

Important: Make sure the Flex cable is not pulled too tightly.

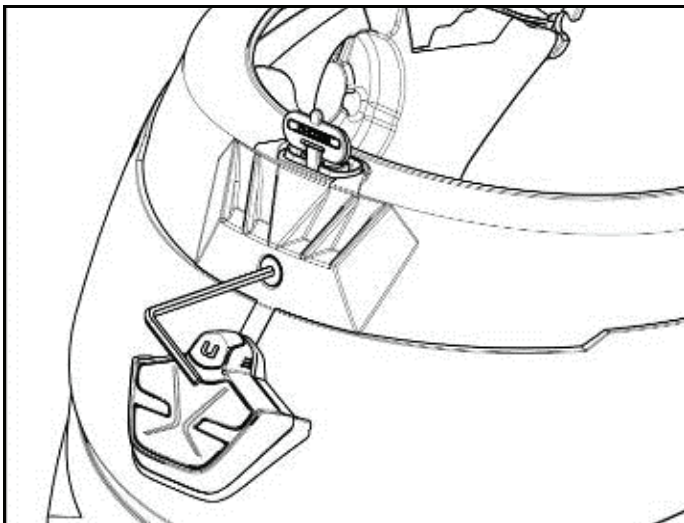


Fig. 7

- Open the rubber cap of the ESS system.
- Reassemble the edge gasket, securing it with the special screw (Fig. 7).

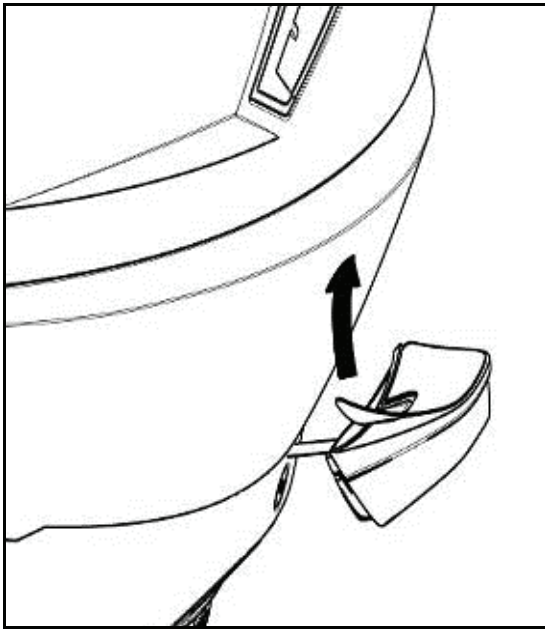


Fig. 8

- Remove the protective film from the double-sided adhesive tape of the helmet adapter (Fig. 8) and apply the ESS system to the shell (Fig. 9).

Attention: Position the “n” of the ESS system at the shell edge gasket screw, so that the adapter is lined up with the helmet lines.

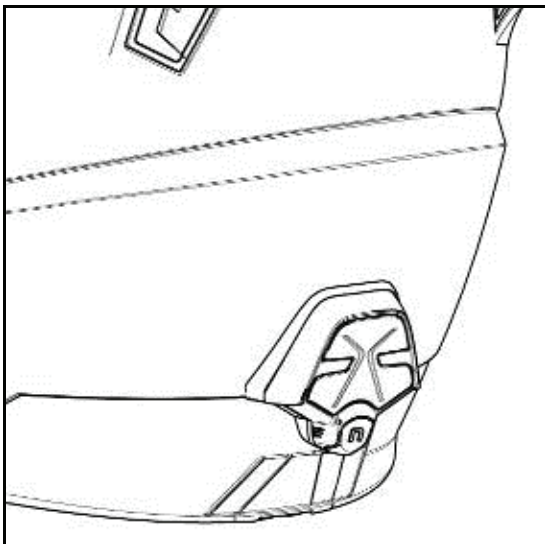


Fig. 9

- Remove the clear protective film from the ESS system.
- Reassemble the cheek padding.

3.1. Removing the ESS system from the helmet

Proceed as follows to remove the ESS system from the helmet:

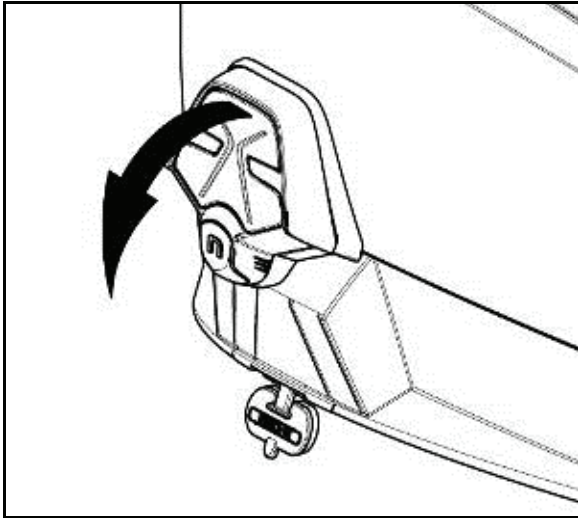


Fig. 10

- Remove the ESS light from the shell (Fig. 10).

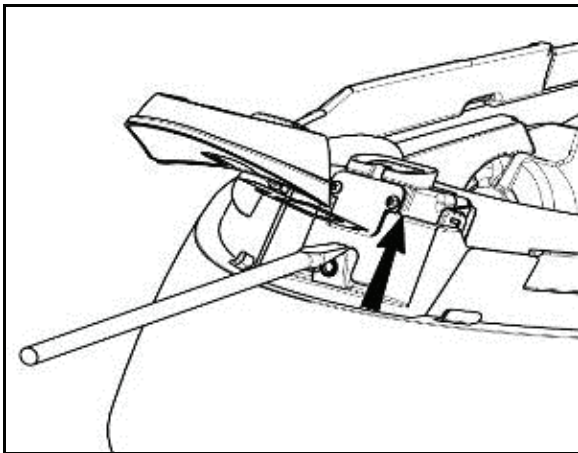


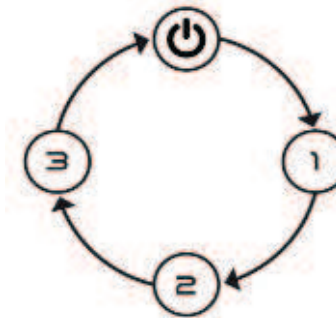
Fig. 11

- Remove the cheek padding and the shell gasket;
- Completely remove the ESS system from helmet using a flat head screwdriver (or similar tool) and re-install the cheek padding and the edge gasket (Fig. 11).

4. BASIC FUNCTION

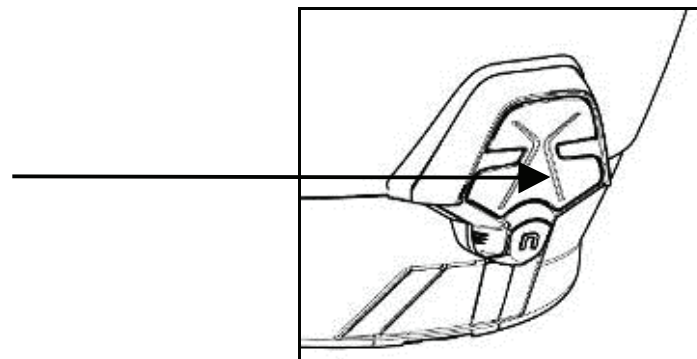
The ESS system features a menu with 3 operating modes: EMERGENCY STOP SIGNAL, REAL LIGHT, POOR VISIBILITY LIGHT.

To scroll through this menu, briefly press the function key. Every time you press the key, the system switches to the next mode.



MODE		FUNCTIONS
0	ON/OFF	Switching on/off of the system. Setting mode.
1	EMERGENCY STOP SIGNAL	Emergency stop signal.
2	REAR LIGHT	Emergency stop signal. Stable rear light.
3	POOR VISIBILITY LIGHT	Emergency stop signal. Intermittent light in case of poor visibility.

FUNCTION KEY



Switching on	Press the Function key until the LED turns on. Every time it is turned on, the system positions itself in mode 1.
Switching off	To switch off the system, put it in mode 0. Briefly press the Function key and release it to switch from one mode to the other. Switch off is confirmed by the upper LED flashing 4 times.

N.B.: It is recommended to turn off the ESS system on the Rider helmet in case of a passenger.

4.1. Auto On / Off function

The system does not have to be turned on and off every time you use the motorcycle: thanks to the triaxial accelerometer, if the helmet does not move for more than 60 seconds, the **ESS** system goes into "deep sleep" mode. The system is completely turned on as soon as movement is detected, going back to the mode it was in before.

5. EMERGENCY STOP SIGNAL (mode 1)

The ESS system is equipped with a LED system to assist emergency braking. In case of sudden braking, the LEDs on the ESS flash for a few seconds.

The sensitivity of the stop signal can be adjusted in 3 different levels:

- Low: the stop signal turns on during sudden braking only
- Medium
- High: the stop signal turns on during slight braking as well

The ESS system is pre-set on HIGH.

To change levels, proceed as follows:

- put the system in the **Setting mode** (starting with the ESS system turned off, press the Function key and keep it pressed for more than 6 seconds, until the LEDs start to flash quickly);
- **SETTING THE LOW LEVEL:** press the Function key and keep it pressed until the LEDs flash once. Release the key to confirm your choice. The system will now turn off.
- **SETTING THE MEDIUM LEVEL:** press the Function key and keep it press until the LEDs flash twice. Release the key to confirm your choice. The system will now turn off.
- **SETTING THE HIGH LEVEL:** press the Function key and keep it press until the LEDs flash three times. Release the key to confirm your choice. The system will now turn off.

The switch from one level to the other occurs according to the following sequence:



N.B.: : The emergency stop signal function is active in modes 1, 2, 3.

6. REAR LIGHT (mode 2)

The tail light makes it possible to activate the bottom LEDs of the ESS system, keeping them on during the entire ride.

If the emergency brake light is activated during braking, all LEDs will start flashing.

7. POOR VISIBILITY LIGHT (mode 3)

The poor visibility light allows you to be more visible in case of fog or limited visibility. If selected, the bottom LEDs of the ESS system will flash intermittently.

If the emergency brake light is activated during braking, all LEDs will start flashing.

8. BATTERY AND RECHARGE

During its operation, the system alerts the user when the battery is running down. The top LEDs start to flash to indicate that the battery is in "RESERVE" mode.

8.1. Recharging the system

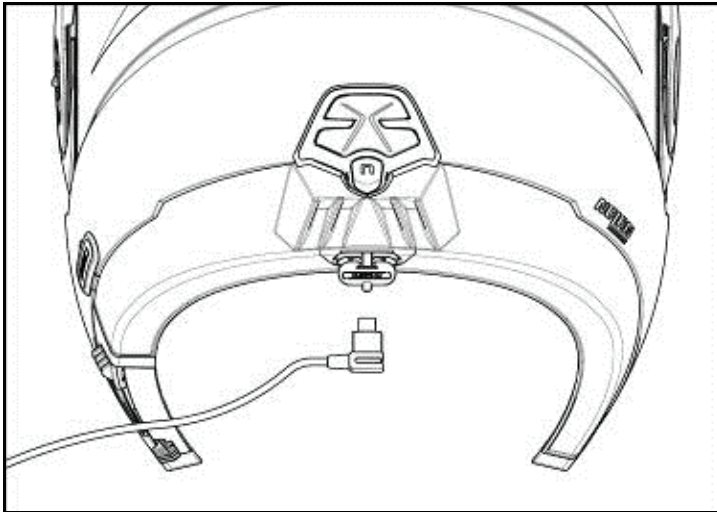


Fig. 12

- To charge the system, hook it up to a USB outlet powered with the USB-mini USB cable supplied as standard equipment.
- During the charge, the LEDs of the ESS system flash.
- The LEDs turn off once the battery has been charged.

N.B.: If the device has not been charged for a long time (a few months), it may not be possible to turn on the system during the first few minutes of the charging, as the voltage may drop below the minimum limit.

9. LIMITED WARRANTY

With this LIMITED WARRANTY CERTIFICATE, Nolangroup warrants this Product to be free from defects in material and workmanship at the time of its original purchase by the buyer.

We invite you to:

- Read the cautions pertaining to safety and proper use.
- Read the warranty terms and conditions.
- Keep the original sales receipt. This must be shown in case of repairs covered by warranty. In these cases, the product has to be taken back to the dealer where it was purchased.

9.1. Warranty coverage

If any defect covered by this limited warranty certificate is discovered within 2 (two) years from the purchase date shown on the tax receipt, Nolangroup shall repair or replace the defective product through its distribution network after having verified the defect. Nolangroup shall supply all the material and labor that is reasonably required to remedy the defect, except in those cases where the damage is caused by one of the items listed in the following paragraph "Exclusions and limitations of the Coverage".

9.2. Exclusions and limitations of the coverage

This warranty only covers defects in materials and manufacturing. Nolangroup shall not be considered responsible for product defects that can be attributed, either partially or in full, to any other cause, including but not limited to:

- Defects or damages resulting from using the Product in conditions that differ from the usual ones.
- Damages caused by improper use not conforming with normal operation in accordance with the product operating and maintenance instructions provided by Nolangroup.
- Negligence and normal wear of internal and external parts.
- Any damage caused by an accident;
- Any change or modification made to the helmet or to the N-Com system by the user or by third parties.

-
- Colour changes or damages caused by exposure to harmful chemical products.
 - The use of incompatible accessories that are not part of the N-Com product range.
 - Moreover, the warranty does not cover product defects caused by fortuitous events, modifications or adjustments, causes of force majeure or damages deriving from the product coming in contact with liquids.
 - The internal helmet components are not and cannot be waterproof. Consequently, any improper exposure to rain, humidity, food spillages or other liquids can result in damages to the N-Com electronic devices, damages for which Nolan shall not be responsible.
 - This warranty does not include those parts subject to wear and tear such as, for example, the rechargeable battery and the cables used for connection between the various N-Com systems or between the N-Com systems and other devices.
 - Since Nolangroup does not supply the system on which the cell phones work, it shall not be responsible for the operation, availability, coverage, services or range pertaining to the aforementioned system.
 - Whenever the product is used in conjunction with accessories or equipment not supplied by Nolangroup, Nolangroup shall not guarantee proper operation of the product/device combination, nor will it accept requests for repairs or replacements under warranty in case the product is used in such a way.

Nolangroup shall not be responsible in case the product presents limited capabilities due to the operating mode of cell phones or of other accessories or equipment not supplied by Nolangroup.

Tampering with the internal electronic card or with other parts of the N-Com system shall invalidate the warranty.

Moreover, the defects covered by this warranty do not include all those specific and subjective situations that may come up during the active use of the helmet such as, for example, comfort problems while riding or aerodynamic noises.

Nolangroup shall not be held responsible in any case for incidental or consequential damages (including, without any limitation whatsoever, damages to one or more persons) resulting from non-fulfilment of the obligations arising from this warranty as it pertains to Nolangroup products.

9.3. Validity of this limited warranty

This warranty is valid only if the enclosed warranty form is duly and completely filled out with the following information:

- Product identification code
- Name and stamp of the authorized dealer.
- Product purchase date.
- Buyer's name and address.

Nolangroup reserves itself the right to not carry out repairs under warranty if the aforementioned information is removed or modified after the original purchase of the product from the dealer.

9.4. Procedure for the forwarding of claims

To forward a claim covered by this warranty, the buyer has to directly notify the dealer where the helmet was purchased with regards to the defect, presenting at the same time the defective product, a copy of the sales receipt and the Warranty registration form, duly filled out as instructed above.

PRIOR TO CONTACTING THE DEALER, WE RECOMMEND THAT YOU READ CAREFULLY THE USER MANUAL ENCLOSED WITH THE PRODUCT.

AFTER 2 (TWO) YEARS FROM THE DATE OF PURCHASE, THIS LIMITED WARRANTY IS VOID FOR ALL EFFECTS AND PURPOSES.

Repairs or maintenance under warranty do not extend the period of the warranty itself. Therefore, in case the product or one of its components is replaced, this does not initiate a new warranty period, as the purchase date of the original product shall be taken into account for warranty purposes.

Only for repairs or replacement of electronic components, in the event that Nolangroup proceeds to repairing or replacing the product, said product shall enjoy a warranty period equal to the residual portion of the original warranty or ninety (90) days from the repair date (the longer period being considered).

The repair or replacement can be carried out even with regenerated components with equivalent functions.

The replaced parts or components shall become property of Nolangroup.

THIS WARRANTY VOIDS AND REPLACES ANY OTHER WRITTEN OR VERBAL WARRANTIES PROVIDED FOR BY THE LAW THAT CAN BE DEROGATED AT THE PARTIES' WILL; SPECIFICALLY, NOLANGROUP DOES NOT GRANT SPECIFIC WARRANTS OF MERCHANTABILITY OR FITNESS FOR A PARTICULAR PURPOSE. IN NO CASE SHALL NOLANGROUP BE LIABLE FOR INCIDENTAL OR CONSEQUENTIAL DAMAGES INCLUDING BUT NOT LIMITED TO LOST PROFITS OR COMMERCIAL DAMAGES, TO THE FULL EXTENT THOSE DAMAGES CAN BE DISCLAIMED BY THE LAW.

NOLANGROUP RESERVES ITSELF THE RIGHT TO MODIFY, AT ANY TIME AND WITHOUT ADVANCE NOTICE, THE PRODUCT CHARACTERISTICS, FUNCTIONS, COMPATIBILITY AND SOFTWARE.

Some Countries do not allow the exclusion or limitation of incidental or consequential damages, or the limitation of the duration of implied warranties; as a result of this, the previous limitations and exclusions may not be applicable to you.

This warranty does not have any effect on the customer's legal rights under the national jurisdiction in force or on the consumer's rights towards the dealer sanctioned by the purchase/sale contract.

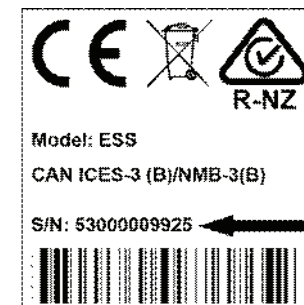
This warranty is valid throughout the European territory, and it represents the only express warranty provided by Nolangroup in relation to the sale of its own products. This warranty does not affect the rights to which the buyer is entitled and which are expressly provided for by Directive 1999/44/CE.

This warranty does not affect the consumer's rights provided for by the law, and specifically by the provisions of Legislative Decree 2 February 2002 n. 24.

9.5. Product identification

N-Com products are identified by means of a code that allows product traceability and identification.

The identification code is listed on the adhesive label applied to the B5 system and on the outside of the sales package.



10. WARRANTY REGISTRATION FORM

Product name: ESS

Identification code

Buyer's Information

Name

Last name

Address

Phone

e-mail

Dealer's stamp

Date of purchase



FOR USA AND CANADA MARKET ONLY - *SPECIAL WARNING*

POUR LE MARCHE US ET CANADIEN UNIQUEMENT - *MISE EN GARDE SPECIALE*

SÓLO PARA EL MERCADO USA Y CANADÁ - *ADVERTENCIAS IMPORTANTES*



FOR USA AND CANADA MARKET ONLY: LIMITED WARRANTY

Limited warranty certificate valid for 2 (two) years from the date of purchase.

Dear Customer,

Thank you for choosing a Nolangroup N-Com device.

PLEASE READ CAREFULLY ALL THE CLAUSES AND CONDITIONS OF THIS LIMITED WARRANTY CERTIFICATE.

By this LIMITED WARRANTY CERTIFICATE, Nolangroup guarantee to the original purchaser of the N-Com that the product is free from all material and manufacturing defects at the time of purchase.

COVER PROVIDED BY THE WARRANTY

If any defect covered by this limited warranty certificate comes to light within 2 (two) years from the date of purchase, Nolangroup shall proceed, through their distribution networks and after verifying the defect, to repair or replace the defective product. Nolangroup shall supply all the materials and provide all the labor reasonably necessary to remedy the reported defect, except for cases in which the damage is attributable to one of the reasons listed in the paragraph below, entitled "Exclusions and limitations of cover".

EXCLUSIONS AND LIMITATIONS OF COVER

This warranty covers only material and manufacturing defects. Nolangroup cannot be held liable for damages to the product which are either wholly or partially attributable to any other cause, including, but not limited to:

- a) Damage caused by improper use, lack of due care, normal wear and tear of internal and external components;
- b) Scratches, abrasions, or other damage caused to the external parts of the N-Com by accidental impacts;
- c) Damage caused by the application of stickers and/or adhesives;
- d) Any damage caused by an accident;
- e) Any modification or change made to the device by the user or by third parties;
- f) Use of incompatible accessories not sold by Nolangroup.

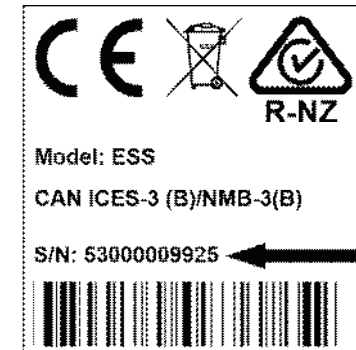
Defects covered by this warranty likewise do not include all the specific and subjective situations which may arise during dynamic use of the N-Com equipped helmet, such as problems of comfort due to improper sizing, or wind noise while riding. Nolangroup cannot in any case be held liable for accidental or consequential damage (including, with no limitation whatsoever, injuries to a person or persons) resulting from the failure to comply with the obligations stipulated in this warranty regarding Nolangroup products.

Some states do not allow the exclusion or limitation of implied warranties, incidental or consequential damages, so the above limitations and exclusions may not apply to you. This warranty gives you specific legal rights, and you may also have other rights which vary from state to state

VALIDITY OF THIS LIMITED WARRANTY

This warranty is valid only if all the sections of the attached REGISTRATION FORM are completed in full and the registration is returned to the address indicated on the card within 10 (ten) days from the date of purchase:

- 1) Identification code;
- 2) Name of the authorized dealer;
- 3) Date of purchase of the N-Com;
- 4) Name, address and telephone number of the purchaser.



PROCEDURE TO BE FOLLOWED TO MAKE POSSIBLE CLAIMS

To proceed with any claim covered by this warranty, the purchaser must notify directly Nolangroup's agent in the USA of the alleged defect encountered by him. In agreement with Nolangroup's agent, the purchaser may have to return the

device to which complains refer, at the purchaser's expense, along with the sales receipt or other proof of purchase (and date of purchase) and a copy of the warranty registration form.

BEFORE REFERRING THE MATTER TO THE AGENT, WE ADVISE YOU TO READ CAREFULLY THE USER' MANUAL INCLUDED WITH THE DEVICE WHICH MUST BE FOLLOWED SCRUPULOUSLY FOR YOUR OWN PROTECTION AND THAT OF THIRD PARTIES.

2 (TWO) YEARS AFTER THE DATE OF PURCHASE THIS LIMITED WARRANTY SHALL LAPSE ENTIRELY.

This warranty is valid in the entire territory of the United States and Canada is the only express warranty given by Nolangroup in relation to the sales of their own devices.

Any service provided under the warranty does not have the effect of extending the warranty period itself. If any device or any of its components are replaced a new warranty period does not begin to run on the product or on individual components supplied by the way of replacement; the date of purchase of the original device remains the deciding factor.

For further information, please contact the following address or telephone numbers:

USA

CIMA INTERNATIONAL

1585 Beverly court #118

Aurora IL 60502

Ph: (630) 701-1601

Fax: (630) 701-1606

E-mail: info@cimaint.com

Toll-free (USA only): 866-243-5638

POUR LE MARCHÉ US ET CANADIEN UNIQUEMENT: GARANTIE LIMITEE

Certificat de garantie limitée 2 (deux) ans, à compter de la date d'achat.

Cher Client,

Merci d'avoir choisi un appareil Nolangroup N-Com.

VEUILLEZ LIRE SOIGNEUSEMENT L'ENSEMBLE DES CLAUSES ET DES CONDITIONS DE CE CERTIFICAT DE GARANTIE LIMITEE. Par le présent CERTIFICAT DE GARANTIE LIMITEE, Nolangroup assure à l'acheteur initial du N-Com que le produit ne présente au moment de l'achat, aucun défaut quant aux matériaux utilisés ou à la fabrication.

COUVERTURE DE LA GARANTIE

Si un quelconque défaut couvert par le présent certificat de garantie limitée est découvert d'ici 2 (deux) ans, à compter de la date d'achat, Nolangroup s'engage par le biais de ses réseaux de distribution et après avoir vérifié la nature du défaut, à réparer ou à remplacer le produit défectueux. Nolangroup fournira tout le matériel et le travail raisonnablement requis pour réparer le défaut signalé, sauf si le dommage est dû à l'une des raisons indiquées au paragraphe suivant, intitulé « Exclusions et limites de la couverture ».

EXCLUSIONS ET LIMITES DE LA COUVERTURE

Cette garantie couvre uniquement les défauts des matériaux et de fabrication. Nolangroup ne saurait être tenue pour responsable des défauts du produit, imputables, en tout ou en partie, à une des causes reportée dans la liste – non exhaustive – ci-après :

- a) Dommages dus à un usage incorrect, manque d'entretien, usure normale des parties internes et externes.
- b) Rayures, abrasions, ou tout autre dommage causé aux parties externes du N-Com par des impacts accidentels.
- c) Dommages causés par l'installation d'adhésifs.
- d) Dommages dus à un accident.
- e) Modifications ou changements apportés à l'appareil par l'utilisateur ou des tiers ;
- f) Utilisation d'accessoires incompatibles non vendus par Nolangroup.

La garantie ne couvre pas les défauts liés à toutes les situations particulières qui pourrait se présenter pendant l'utilisation dynamique du casque équipé N-Com, tels que des problèmes de confort dûs à la taille inappropriée, ou au bruissement du vent au cours du pilotage.

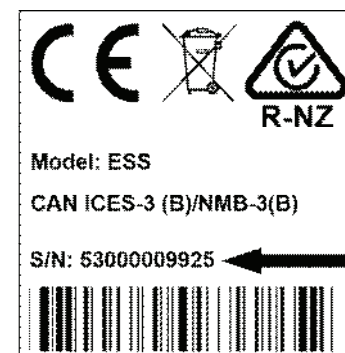
Nolangroup ne pourra en aucun cas être tenu pour responsable des dommages accidentels ou consécutifs (y compris, sans limitation aucune, les lésions corporelles provoqués aux personnes) dûs au non respect des obligations dérivant de cette garantie concernant les produits Nolangroup.

Certains Pays ne permettent pas l'exclusion ou la restriction des garanties implicites, des dommages accidentels ou consécutifs, par conséquent les restrictions ou les exclusions précédentes pourraient ne pas être applicables. Cette présente garantie vous confère des droits juridiques spécifiques, et vous pouvez également jouir d'autres droits qui peuvent varier d'une juridiction à une autre.

VALIDITE DE CETTE GARANTIE LIMITEE

Cette garantie n'est valable que si toutes les sections de la fiche d'enregistrement ci-jointe sont remplies dans leur totalité et que l'enregistrement est retourné à l'adresse indiquée sur la carte dans les 10 (dix) jours à partir de la date d'achat :

- 1) Code d'identification ;
- 2) Nom du revendeur agréé ;
- 3) Date d'achat du N-Com ;
- 4) Nom, adresse et numéro de téléphone de l'acheteur.



PROCEDURE POUR L'ENVOI DES RECLAMATIONS EVENTUELLES

Pour toute réclamation couverte par la présente garantie, l'acheteur devra communiquer directement au revendeur de Nolangroup aux Etats-Unis le défaut présumé constaté. En accord avec le revendeur de Nolangroup, l'acheteur peut avoir

à retourner l'appareil dont la plainte se réfère, aux frais de l'acheteur, accompagné du reçu de caisse ou autre preuve d'achat (et date d'achat) et d'une copie de la fiche d'enregistrement.

AVANT DE VOUS ADRESSER A VOTRE REVENDEUR, NOUS VOUS RECOMMANDONS DE LIRE ATTENTIVEMENT LES INSTRUCTIONS D'UTILISATION FOURNIES AVEC L'APPAREIL QUI DOIVENT ETRE SCRUPULEUSEMENT SUIVIES POUR VOTRE PROTECTION ET CELLES DES TIERS.

LA GARANTIE EXPIRE ENTIEREMENT 2 (DEUX) ANS APRES LA DATE D'ACHAT.

La présente garantie est valable sur l'ensemble du territoire des Etats-Unis et du Canada est constitue la seule garantie expresse fournie par Nolangroup concernant les ventes de ses appareils.

Les interventions au titre de la garantie ne sauraient avoir pour effet de prolonger la durée de celle-ci. Par conséquent, en cas de remplacement d'un appareil ou de l'un de ses composants, ledit appareil ou ledit composant fourni en remplacement ne déclenchera pas une nouvelle période de garantie sur le produit et il faudra au contraire tenir compte de la date d'achat de l'appareil d'origine.

Pour plus d'informations, contacter les adresses ou numéros de téléphone suivants :

POUR ETATS-UNIS :

CIMA INTERNATIONAL

1585 Beverly court #118 - Aurora IL 60502

Tél : (630) 701-1601 Fax : (630) 701-1606

E-mail : info@cimaint.com

Numéro vert (Etats-Unis uniquement) : 866-243-5638

SÓLO PARA EL MERCADO USA y CANADÁ: GARANTÍA LIMITADA

Garantía limitada - 2 (dos) años a partir de la fecha de compra.

Estimado consumidor,

Le agradecemos por haber escogido un dispositivo Nolangroup N-Com.

POR FAVOR, LEA DETENIDAMENTE LAS CLÁUSULAS Y LAS CONDICIONES DEL PRESENTE CERTIFICADO DE GARANTÍA LIMITADA.

Con el presente CERTIFICADO DE GARANTÍA LIMITADA, Nolangroup garantiza al comprador original del dispositivo N-Com que el producto está libre de defectos por materiales y de fabricación en el momento de la compra del mismo.

COBERTURA PREVISTA POR LA GARANTÍA

Si se manifestara algún tipo de defecto cubierto por la presente garantía durante los 2 (dos) años a partir de la fecha de compra, Nolangroup deberá, mediante las redes de distribución pertinentes y luego de haber constatado el defecto, reparar o sustituir el producto defectuoso. Nolangroup suministrará todo el material y la mano de obra necesaria para solucionar dicho defecto, a menos que la causa del daño sea atribuible a una de las excepciones mencionadas en el párrafo siguiente : "Exclusiones y Limitaciones de la Cobertura".

EXCLUSIONES Y LIMITACIONES DE LA COBERTURA

La presente garantía cubre solamente los defectos por materiales o de fabricación. Nolangroup no será responsable por defectos del producto atribuibles en todo o en parte alguna a cualquier otra causa, comprendida y no solo limitada a:

- a) Defectos o daños causados por el uso incorrecto del producto, por descuido, por el deterioro o desgaste normal del interior o exterior de sus componentes;
- b) Arañazos, abrasiones, u otro daño ocasionado en las partes exteriores del N-Com como consecuencia de impactos accidentales;
- c) Daños ocasionados por la aplicación de etiquetas y/o adhesivos;

- d) Cualquier daño ocasionado por un accidente;
- e) Cualquier modificación o cambio aportados al dispositivo por parte del usuario o de terceros;
- f) Uso de accesorios incompatibles y no vendidos por Nolangroup.

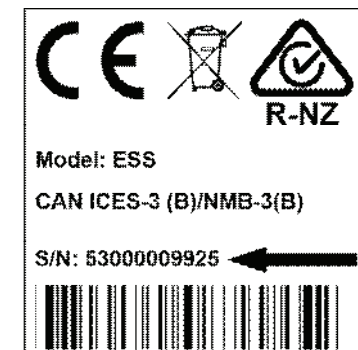
Los defectos cubiertos por la presente garantía no incluyen aquellas situaciones específicas y subjetivas que pudieran ocurrir durante el uso dinámico del casco equipado con el sistema N-Com, por ejemplo los problemas causados por el uso de una talla incorrecta, o por el ruido del viento durante la conducción. Nolangroup no podrá ser considerado responsable por daños accidentales o consecuentes (incluyendo, sin limitaciones algunas, las lesiones a personas) ocasionados por el incumplimiento de las obligaciones derivadas de la presente garantía hacia los productos Nolangroup.

Algunas naciones no aceptan la exclusión o la limitación de los daños accidentales o consecuentes, o la limitación de la duración de la garantía implícita. Por lo tanto puede que las limitaciones y exclusiones anteriores no sean aplicables. La presente garantía otorga al usuario derechos legales específicos, el usuario pudiera disponer de otros derechos aplicables según la nación.

VALIDEZ DE LA PRESENTE GARANTÍA LIMITADA

La presente garantía es válida sólo si se rellenan todas las partes de la TARJETA DE GARANTÍA adjunta y se envía a la dirección indicada en la tarjeta dentro de los 10 (diez) días a partir de la fecha de compra:

- 1) Código de identificación;
- 2) Nombre del distribuidor autorizado ;
- 3) Fecha de compra del N-Com;
- 4) Nombre, dirección y número de teléfono del comprador.



PROCEDIMIENTO ANTE POSIBLES RECLAMACIONES

Para enviar cualquier tipo de reclamación cubierta por la garantía, el comprador debe informar directamente al vendedor Nolangroup en USA del presunto defecto encontrado. De acuerdo con el vendedor Nolangroup, el comprador, a su cargo, deberá devolver el dispositivo objeto de reclamación, junto con el recibo de compra u otra prueba de compra (y la fecha de compra) y una copia de la tarjeta de garantía.

ANTES DE DIRIGIRSE AL VENDEDOR, RECOMENDAMOS QUE EL USUARIO LEA DETENIDAMENTE EL MANUAL DE INSTRUCCIONES DEL DISPOSITIVO Y LO CUMPLA ESTRICTAMENTE PARA SU PROPIA PROTECCIÓN Y PARA EL BIEN DE TERCEROS. PASADOS 2 (DOS) AÑOS DESPUÉS DE LA FECHA DE COMPRA, LA PRESENTE GARANTÍA PERDERÁ SU VALIDEZ A TODOS LOS EFECTOS.

La presente garantía tiene validez en todo el territorio de los Estados Unidos y de Canadá y es la única garantía otorgada por Nolangroup en relación a la venta de sus dispositivos.

Cualquier reparación o sustitución durante la garantía no extenderá el plazo de validez de la misma. Por lo tanto, en caso de sustitución del producto o de uno de sus componentes, no tendrá efecto un nuevo período de garantía para el producto ni para el componente suministrado en sustitución, sino que será válida la fecha de compra del producto original para indicar el plazo de garantía.

Para más información, por favor contáctenos a la siguiente dirección o a los números telefónicos a continuación:

POUR ETATS-UNIS :

CIMA INTERNATIONAL

1585 Beverly court #118 - Aurora IL 60502

Tél : (630) 701-1601 Fax : (630) 701-1606

E-mail : info@cimaint.com

Numéro vert (Etats-Unis uniquement) : 866-243-5638

REGISTRATION FORM / FICHE D'ENREGISTREMENT DE LA GARANTIE / TARJETA DE REGISTRO DE LA GARANTÍA

DEVICE INFORMATION / INFORMATION DU PRODUIT / DATOS DEL PRODUCTO

Serial Number (as printed on the box)

Numéro de série (situé à l'arrière de la boîte)

Número de serie (en la parte trasera del Box)

Designation of the model

Nom du produit

Denominación del producto

DEALER INFORMATION / COORDONNÉES DU REVENDEUR / DATOS DEL DISTRIBUIDOR

Name of the authorized dealer

Nom du revendeur agréé

Nombre del distribuidor autorizado

Address / Adresse / Dirección

PURCHASE INFORMATION / INFORMATIONS D'ACHAT / DATOS DE COMPRA

Date of purchase of the device / Date d'achat du N-Com / Fecha de compra del producto

PURCHASER INFORMATION / COORDONNÉES DE L'ACHETEUR / DATOS DEL COMPRADOR

Name of the purchaser

Nom de l'acheteur

Nombre del comprador

Address

Adresse

Domicilio del comprador

Telephone Number
Numéro de téléphone
Número de telefono

E-mail address / E-mail / E-mail

OTHER INFORMATION / AUTRES INFORMATIONS / OTRAS INFORMACIONES

How did you hear about this model of Nolangroup N-Com?
Comment avez-vous découvert ce modèle Nolangroup N-Com?
Como ha conocido este modelo de Nolangroup N-Com?

What do you mainly use your N-Com for (communication, music, phone, GPS, etc..)?
Quelle est votre principale utilisation du produit (communication, musique, téléphone, GPS, etc..)?
Como utiliza principalmente su sistema N-Com (comunicación, musica, movil, GPS)?

What brand - model of motorcycle do you ride? / Quelle marque - modèle de moto conduisez-vous? / Cual marca y modelo de moto conduce?

What is your favourite motorcycle magazine? / Quel est votre magazine moto préféré? / Cual es su revista de moto preferida?

USA

Forward to: / Envoyer a: / Enviar a:

CIMA INTERNATIONAL, INC.

1585 Beverly Court # 118 - Aurora, IL 60502